

BY FAX/POST

GOVERNMENT OF ODISHA  
FOOD SUPPLIES AND CONSUMER WELFARE DEPARTMENT

\*\*\*

No. 14620 / Bhubaneswar dated the 24/7/17

FSCW-PL-POL-0002-2016

From

Shri Bijay Kumar Prusty, OAS (S)  
Joint Secretary to Government

To

The Managing Director  
OSCSC Ltd., Bhubaneswar

Sub: Prudent plan for delivery of CMR and inter district movement of CMR for the KMS 2016-17.

Ref: Your letter No.12107 dated 20.7.2017.

Sir,

With reference to the letter and subject mentioned above, I am directed to communicate the approval of Principal Secretary to Government to the prudent plan for delivery of CMR and inter district movement of CMR for the KMS 2016-17 prepared by the committee entrusted for the purpose.


Permission is also accorded to MD, OSCSC to dynamically adjust the plan in the interest of unforeseen operational necessities.

Delivery and movement of CMR may be strictly enforced by OSCSC and their District Managers by ensuring minimum cost in movement of foodgrains.

Distribution of food grains through POS machines will lead to savings of rice. In districts where further surplus will arise, such surplus may be handed over to FCI.

It should be ensured that the minimum stock to meet our PDS needs along with one month's extra stock to meet natural calamities is always maintained in RRCs of our districts before the rice of the next KMS is received.

Yours faithfully,

  
24.7.17  
Joint Secretary to Government

PTO.

9  
Memo No. 14621 Dated 24/7/17

Copy forwarded to the General Manager, FCI, Bhubaneswar for information and necessary action.

FMD

Memo No. 14622 Dated 24/7/17

~~24.7.17~~  
24.7.17  
Joint Secretary to Government

Copy forwarded to all Collectors for information and necessary action.

RAA

Memo No. 14623 Dated 24/7/17

~~24.7.17~~  
24.7.17  
Joint Secretary to Government

Copy forwarded to all Civil Supplies Officers for information and necessary action.

~~24.7.17~~  
24.7.17  
Joint Secretary to Government

**Proceeding of 7<sup>th</sup> meeting held on 13.07.2017 at 11.00 A.M. in the OSCSC Ltd., Board Room for preparation of Prudent Plan for delivery of CMR and inter district movement of CMR of KMS 2016-17.**

In pursuance of Order No.19505 dt.01.10.2016 of FS & CW Deptt., Govt. of Odisha the 1<sup>st</sup>, 2<sup>nd</sup>, 3<sup>rd</sup>, 4<sup>th</sup>, 5<sup>th</sup> & 6<sup>th</sup> meeting of the committee constituted for the purpose has assembled on dated 06.10.16, 30.11.16, 30.12.16, 04.02.17, 20.03.17 & 06.05.17 respectively to examine various aspect of the plan. The 7<sup>th</sup> meeting of the committee was held on 13.07.2017 at 11.00 A.M. under the chairmanship of the M.D., OSCSC Ltd. The list of members present is enclosed herewith.

The agenda item for discussion in the meeting was circulated among the members present.

1. The statements showing district wise actual kharif & rabi procurement for KMS 2016-17 as on 01.07.2017, resultant rice of KMS 2016-17 receivable from millers, rice already delivered to FCI & RRCs, available stock in RRCs as on 01.07.17 as per SCMS report, requirement of each district under PDS & MDM till receipt of next KMS CMR, provision for buffer stock of 1 month allocation, godown capacity, requirement for Other Welfare Schemes and surplus / deficit of each district were placed before the committee.
2. The district wise position of procurement, requirement of rice, godown capacity available, requirement of additional godown capacity was reviewed and following decision were taken.
  - i. **Angul**
    - Time extension for receipt of CMR from millers not required.
    - Deficit is 15818 M.T. There will be no delivery to FCI.
    - Millers of Dhenkanal district shall deliver 8000 M.T. CMR in Angul district. The delivery shall be made by October'17.
    - Balance requirement of 7000 M.T. shall be transported from Subarnapur after December'17 through Transport Contractor.
  - ii. **Balasore**
    - Time extension for receipt of CMR from millers not required.
    - Deficit is 18602 M.T. No delivery to FCI.
    - PEG godown of 5000 M.T. capacity will be available by Aug'17.
    - Additional godown of 6000 M.T. capacity to be acquired by Sept'17 as per commitment made by R.M., CWC.
    - Entire deficit to be moved from Bhadrak after Aug'17.

*[Handwritten signatures and initials at the bottom of the page]*

59

iii. **Bargarh**

- Time extension for receipt of CMR from millers not required.
- Surplus is 177465 M.T.
- After keeping 14000 M.T. for Jajpur, 47000 M.T. for Mayurbhanj & 20000 M.T. for Keonjhar district, balance stock of 96000 M.T. shall be delivered to FCI during 01.07.17 to 30.09.17.

iv. **Bhadrak**

- Time extension for receipt of CMR from millers required till Oct'17.
- Surplus is 37026 M.T. No delivery to FCI.
- 5000 M.T. to be moved to Keonjhar immediately.
- 9000 M.T. to Jajpur district to be moved before Sept'17.
- 18000 M.T. to be moved to Balasore after Aug'17.
- 5000 M.T. to be moved to Kendrapara by Sept'17.
- Additional godown with 4000 M.T. capacity to be hired from OSWC for 4 months by Aug'17.

v. **Bolangir**

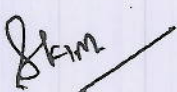
- Time extension for receipt of CMR from millers not required.
- Surplus is 14752 M.T.
- Entire surplus CMR shall be delivered to FCI.

vi. **Boudh**

- Time extension for receipt of CMR from millers not required.
- Surplus is 13043 M.T. There will be no delivery to FCI.
- 13000 M.T. shall be delivered to Kandhamal district through millers of Boudh district / transport contractors or both before Sept'17.

vii. **Cuttack**

- Time extension for receipt of CMR from millers not required.
- Deficit is 17743 M.T. There will be no delivery to FCI.
- 9000 M.T. to be moved from Nayagarh district by Oct'17 & 8000 M.T. from Subarnapur district after Sept'17.
- Movement from Nayagarh to Cuttack district shall be through the miller and from Subarnapur through Transport Contractor.
- CWC godown with 4000 M.T. capacity to be hired immediately.











viii. Deogarh

- Time extension for receipt of CMR from millers not required.
- Surplus is 3762 M.T. There will be no delivery to FCI.
- Miller delivery to Angul district be stopped immediately.
- 3700 M.T. shall be moved to Keonjhar district through the millers of Deogarh district before Sept'17.

ix. Dhenkanal

- Time extension for receipt of CMR from millers required till Oct'17.
- Surplus is 8262 M.T.
- 8000 M.T. shall be moved to Angul district through the millers of Dhenkanal district during Sept'17 & Oct'17.
- Additional godown with 5000 m.T. capacity to be hired from FCI in Aug'17.

x. Gajapati

- Time extension for receipt of CMR from millers not required.
- Deficit is 12679 M.T. No delivery to FCI.
- 6000 M.T. shall be moved from Ganjam district through Millers / Transport Contractors or both in Oct'17
- 5000 M.T. shall be moved from Rayagada through T.C. after Sept'17.
- Movement shall start considering the vacancy in the godowns of Gajapati district.

xi. Ganjam

- Time extension for receipt of CMR from millers required till Oct'17.
- Surplus is 6782 M.T.
- No further delivery to FCI.
- 6000 M.T. shall be moved to Gajapati in Oct'17..

xii. Jagatsinghpur

- Time extension for receipt of CMR from millers not required.
- Deficit of 7622 M.T. is assessed presuming the resultant rice of paddy delivered to the millers of Puri & Nayagarh district to be received in Jagatsinghpur district.
- 7500 M.T. shall be moved from Subarnapur district after Sept'17.

xiii. Jaipur

- Time extension for receipt of CMR from millers not required.
- Deficit is 23533 M.T. No delivery to FCI.
- 9000 M.T. to be moved from Bhadrak through Miller / Transport Contractor or both before Sept'17.
- 14000 M.T. shall be moved from Bargarh after Dec'17.

Shankar — SR — I — Anurag — R.D.

xiv. Jharsuguda

- Time extension for receipt of CMR from millers not required.
- Surplus is 18114 M.T.
- Entire surplus CMR shall be delivered to FCI.

xv. Kalahandi

- Time extension for receipt of CMR from millers not required.
- Surplus is 37359 M.T.
- After keeping 9000 M.T. for Kandhamal district, balance stock of 28000 M.T. shall be delivered to FCI during 01.07.17 to 30.09.17.

xvi. Kandhamal

- Time extension for receipt of CMR from millers not required.
- Deficit is 34220 M.T. No delivery to FCI.
- 9000 M.T. shall be moved from Kalahandi district and 10000 M.T. from Nayagarh district through Transport Contractors by Sept'17.
- 13000 M.T. shall be moved from Boudh before Sept'17 through millers/T.C. or both.

xvii. Kendrapara

- Time extension for receipt of CMR from millers not required.
- Deficit is 15958 M.T. No delivery to FCI.
- Movement of 5000 M.T. shall be from Bhadrak through millers by Sept'17.
- 5000 M.T. shall be moved from Subarnapur district through T.C. by Sept'17.
- Balance deficit of 5000 M.T. shall be moved from Subarnapur after Sept'17, if required.

xviii. Keonjhar

- Time extension for receipt of CMR from millers not required.
- Deficit is 48023 M.T. No delivery to FCI.
- 10000 M.T. capacity godown shall be acquired in Aug'17.
- 3700 M.T. shall be delivered by the millers of Deogarh district. 5000 M.T. shall be moved from Bhadrak by Sept'17 through Transport Contractor to the RRC at Barbil via Bonth & Anandapur.
- 9000 M.T. from Sambalpur and 10000 M.T. from Bargarh shall be moved through Transport Contractors by Sept'17.
- 10000 M.T. from Sambalpur & 10000 M.T. from Bargarh shall be moved after Sept'17.

SKM

SP

San

Baner

Deo

xix. Khordha

- Time extension for receipt of CMR from millers required till Oct'17.
- Surplus is 8737 M.T.
- No delivery to FCI.
- 8000 M.T. shall be moved to Puri district.

xx. Koraput

- Time extension for receipt of CMR from millers required till Oct'17.
- Surplus is 28085 M.T.
- Additional godown capacity of 10500 M.T. will be acquired by Sept'17.
- 8000 M.T. to be moved to Malkangiri before Sept'17 and 2000 M.T. to Malkangiri after Sept'17.
- 18000 M.T. shall be delivered to FCI during 01.07.17 to 30.09.17.

xxi. Malkangiri

- Time extension for receipt of CMR from millers not required.
- Deficit is 10828 M.T. No delivery to FCI.
- 8000 M.T. to be moved by Sept'17 and balance 2000 M.T. if required after Sept'17 from Koraput district.

xxii. Mayurbhanj

- Time extension for receipt of CMR from millers not required.
- Deficit is 70360 M.T. No delivery to FCI.
- 15000 M.T. shall be moved from Bargarh and 15000 M.T. from Sambalpur through the Transport Contractors before Sept'17.
- 32000 M.T. from Bargarh and 8000 M.T. from Sambalpur to be moved after Sept'17.

xxiii. Nawarangpur

- Time extension for receipt of CMR from millers not required.
- No delivery to FCI.
- Deficit is 2472 M.T.
- No movement is planned from other district at present. If required, the deficit CMR would be moved from Kalahandi.
- Additional godown of 2500 M.T shall be hired from FCI if PEG will not be available by Sept'17.

SKM

SR

Law

Bans

R

xxiv. Nayagarh

- Time extension for receipt of CMR from millers required till Oct'17.
- Surplus is 25639 M.T. No delivery to FCI.
- 9000 M.T. shall be moved to Cuttack by Oct'17, 10000 M.T. to Kandhamal by Sept'17 and 6600 M.T. to Puri district during Nov'17 through Transport Contractor.

xxv. Nuapada

- Time extension for receipt of CMR from millers not required.
- Surplus is 2517 M.T.
- Entire surplus CMR to be delivered to FCI.

xxvi. Puri

- Time extension for receipt of CMR from millers not required.
- Deficit is 15715 M.T. No delivery to FCI.
- The resultant rice against paddy procured from Jagatsinghpur district through the millers of Puri district shall be delivered in Jagatsinghpur district.
- 8000 M.T. shall be moved from Khordha after Sept'17 & 6600 M.T. shall be moved from Nayagarh during Nov'17..

xxvii. Rayagada

- Time extension for receipt of CMR from millers not required.
- Surplus is 4842 M.T. No further delivery to FCI.
- 5000 M.T. to be moved to Gajapati after Sept'17.
- 5000 M.T. capacity godown to be hired by Sept'17.

xxviii. Sambalpur

- Time extension for receipt of CMR from millers not required.
- Surplus is 65027 M.T.
- 10000 M.T. godown be hired immediately.
- 23000 M.T. shall be delivered to FCI during 01.07.17 to 30.09.17.
- 15000 M.T. to be moved to Mayurbhanj and 9000 M.T. to keonjhar before Sept'17.
- 8000 M.T. to Mayurbhanj and 10000 M.T. to Keonjhar to be moved after Sept'17 through T.C.
- 9000 M.T. to be moved to Sundargarh in Feb'18, if required.









1154


xxix. Subarnapur

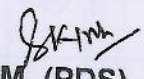
- Time extension for receipt of CMR from millers not required.
- Surplus is 88171 M.T.
- 62500 M.T. shall be delivered to FCI during 01.07.17 to 30.09.17.
- 5000 M.T. to be moved to Kendrapara after Sept'17.
- 8000 M.T. to Cuttack, 7500 M.T. to Jagatsinghpur and 5000 M.T. to Kendrapara shall be moved after Sept.17.


xxx. Sundargarh


- Time extension for receipt of CMR from millers required till Oct'17.
- Deficit is 9794 M.T. No delivery to FCI.
- Actual deficit shall be moved from Sambalpur in Feb'18 if required.
- Additional godown to be hired by Aug'17 for 10000 M.T. capacity.


The above plan has been made keeping in view the 2016-17 KMS actual procurement of Kharif & Rabi till 01.07.17. It is also presumed that stock of CMR against the allotment month of Nov'17 & Dec'17 shall be moved to retail centres in Oct'17 and additional godown capacity is made available as per requirement and within the time limit as mentioned above against the districts. The above plan is dynamic and shall undergo modification considering the operational and financial feasibility.

  
AGM (Mov.),  
FCI

  
G.M. (PDS),  
OSCSC Ltd.

  
G.M. (Accts.),  
OSCSC Ltd.




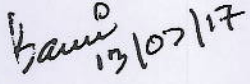
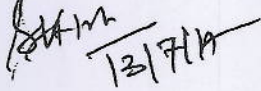
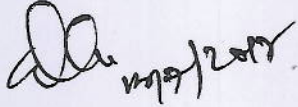

  
G.M. (Proc.),  
OSCSC Ltd.

  
Addl. Director-cum-  
Joint Secretary to  
Govt., FS & CW Deptt.

  
19.07.17  
Managing Director,  
OSCSC Ltd.

Members present in the 7<sup>th</sup> meeting of the committee held on 13.07.2017 at OSCSC Ltd. Head Office for discussion regarding modification of Prudent Receipt & Delivery Plan of CMR for KMS 2016-17.

OSCSC Ltd. Board Room

Sl. No.	Designation		Signature
1	Managing Director, OSCSC Ltd.	Chairman	 13/07/17
2	General Manager, FCI, Odisha Region	Member	
3	General Manager (Tech), OSCSC Ltd.		 13/07/17
4	General Manager (Proc.), OSCSC Ltd.	Member	 13/07/17
5	General Manager (Accts), OSCSC Ltd.	Member	 13/07/17
6	General Manager (PDS), OSCSC Ltd.	Member Convenor	 13/7/17
7	Additional Director, FS, FS & CW Deptt.	Member	 13/07/2017
8	General Manager (C), OSWC	Member	
9	AGM (Movement), FCI, Odisha Region	Member	 13/7/17
10			

**Prudent Receipt & Delivery Plan of CMR for KMS 2016-17 (As on 01.07.2017)**

Sl. No.	Name of the Revenue District	Quantity of Paddy Purchased								Paddy shifted to Other District	Paddy received from Other District	Net Paddy in the District under OSCSC Ltd for DCP	Resultant Rice			Rice already delivered (OSCSC Ltd.)			Balance Rice to be delivered (OSCSC Ltd)	Rice already delivered between 01.05.17 to 30.06.17	Rice yet to be delivered by Other Agencies to OSCSC
		OSCSC Ltd.				Other State Agencies							OSCSC Ltd.	Other State Agencies	Total	To FCI	To RRC	Total			
		Khariif Crop	Rabi Crop	Total Paddy	5 = 3 + 4	Khariif Crop	Rabi Crop	Total Paddy	8 = 6 + 7												
1	2	3	4	5 = 3 + 4	6	7	8 = 6 + 7	9	10	11 = 5 - 9 + 10	12 = 11 * 67 / 68 %	13 = 8 * 67 / 68 %	14 = 12 + 13	15	16	17 = 15 + 16	18 = 12 - 17	19	20 = 13 - 19		
1	Angul	58140	0	58140				0	2740	60880	41398	0	41398	441	20743	21184	20214	9872			
2	Balsore	142521	8163	150684				2440	0	148244	100806	0	100806	1257	56078	57335	43470	18850			
3	Bargarh	541506	475836	1017342				0	60861	1078203	733178	0	733178	488874	33591	522465	210713	7081			
4	Bhadrak	164678	0	164678				11332	0	153346	104275	0	104275	0	50179	50179	54097	18054			
5	Bolangir	219021	1785	220806				0	64553	285360	194045	0	194045	89809	61394	151203	42841	25084			
6	Boudh	99064	5054	104118				41101	0	63017	42852	0	42852	324	28492	28815	14036	10560			
7	Cuttack	122873	582	123455				0	0	123455	83949	0	83949	0	52385	52385	31565	21862			
8	Deogarh	34174	0	34174				1556	0	32617	22180	0	22180	566	14176	14742	7438	6233			
9	Dhenkanal	106774	0	106774				1184	0	105590	71801	0	71801	0	37038	37038	34763	15363			
10	Gajapati	39737	0	39737				0	0	39737	26624	0	26624	189	21371	21560	5064	5123			
11	Ganjam	296028	0	296028				0	1595	297623	199407	0	199407	46498	77593	124091	75316	29280			
12	J. singhpur	80112	0	80112				29627	0	50485	34330	0	34330	0	20208	20208	14122	4779			
13	Jaipur	70760	30	70790				0	2049	72839	49531	0	49531	0	26377	26377	23154	13822			
14	Jharsuguda	75729	163	75892				0	0	75892	51607	0	51607	14799	19502	34301	17306	8153			
15	Kalahandi	338265	165851	504115				0	0	504115	342798	0	342798	192803	48664	241467	101332	6338			

*Handwritten signature/initials*

*Handwritten signature/initials*

*Handwritten signature/initials*

*Handwritten number 153*

Prudent Receipt & Delivery Plan of CMR for KMS 2016-17 (As on 01.07.2017)

CMR for KMS :

Sl. No.	Name of the Revenue District	Stock position of the RRCs in the District as on 01.05.2017		Rice requirement per month			Rice requirement up to next month KMS	Rice requirement t month	Total Stock to be available to OSCSC Ltd	Surplus / Deficit (For OSCSC Ltd.)	Effective Surplus/d deficit for OSCSC	Quantity of rice to be shifted				Net Plus for FCI of OSCSC Ltd. After Buffer and Normalization
		Capacity	Stock Position	NF SA Schemes	State Schemes	Total						To move in	From	To move out	To	
1	2		22	23	24	25	26=25*7/8	26(A)	27=22+18*19	28=27-26	34=28-33	35	36	37	38	39
1	Angul	10060	2854			4876	48759	Feb ' 18	32941	-15818	-15818	8000 7000	Dhenkanal Subarnapur			
2	Balasore	19350	11959			9288	92881	Feb ' 18	74279	-18602	-18602	18000	Bhadrak			
3	Bargarh	63767	18657			6554	58985	Jan'18	236450	177465	177465			14000 5000 47000 20000	Jajpur Kendrapara Mayurbhanj Keonjhar	96000
4	Bhadrak	24197	19717			5484	54842	Feb ' 18	91867	37026	37026					
5	Bolangir	37400	16811			7776	69984	Jan'18	84737	14752	14752					
6	Boudh	11200	9544			2110	21097	Feb ' 18	34140	13043	13043					
7	Cuttack	12600	5610			7678	76779	Feb ' 18	59036	-17743	-17743	9000 8000	Nayagarh Subarnapur			
8	Deogarh	5750	5030			1494	14939	Feb ' 18	18701	3762	3762					
9	Dhenkanal	9900	7108			4897	48972	Feb ' 18	57235	8263	8263					
10	Gajapati	10850	8396			3126	31263	Feb ' 18	18584	-12679	-12679	6000 5000	Ganjam Rayagada			
11	Ganjam	37800	28846			12666	126660	Feb ' 18	133442	6782	6782					
12	J. singhpur	11000	8834			3536	35356	Feb ' 18	27734	-7622	-7622	7500	Subarnapur			
13	Jajpur	15000	10677			7119	71187	Feb ' 18	47653	-23533	-23533	9000 14000	Bhadrak Bargarh			
14	Jharsuguda	15500	9197			1838	16542	Jan'18	34656	18114	18114					18000
15	Kalahandi	54217	3673			8220	73984	Jan'18	111342	37359	37359			9000	Kandhamal	28000

*Handwritten signature*

*Handwritten signature*

Prudent Receipt & Delivery Plan of CMR for KMS 2016-17 (As on 01.07.2017)

Sl. No.	Name of the Revenue District	Quantity of Paddy Purchased						Paddy shifted to Other District	Paddy received from Other District	Net Paddy in the District under OSCSC Ltd for DCP	Resultant Rice			Rice already delivered (OSCSC Ltd.)			Balance Rice to be delivered (OSCSC Ltd)	Rice already delivered between 01.05.17 to 30.06.17	Rice yet to be delivered by Other Agencies to OSCSC
		OSCSC Ltd.			Other State Agencies	Total	To FCI				To RRC	Total							
		Kharif Crop	Rabi Crop	Total Paddy															
16	Kandhamal	8252	280	8532			1109	0	7423	5047	0	5047	108	2336	2443	2604	1277		
17	Kendrapara	61821	0	61821			0	0	61821	42038	0	42038	0	29816	29816	12222	11245		
18	Keonjhar	90586	0	90586			0	0	90586	61599	0	61599	2103	39984	42087	19512	13393		
19	Khurda	102393	380	102773			0	21947	124720	84810	0	84810	0	51093	51093	33716	21831		
20	Koraput	167784	44442	212226			0	0	212226	142192	0	142192	11662	66646	78308	63883	31095		
21	Malkangiri	69600	0	69600			0	0	69600	46632	0	46632	883	34601	35484	11148	8762		
22	Mayurbhanj	144625	108	144733			0	0	144733	98418	0	98418	889	63619	64508	33910	25825		
23	Nabarangpur	129635	2536	132171			0	0	132171	88555	0	88555	0	50683	50683	37872	15843		
24	Nayagarh	112935	0	112935			0	0	112935	76796	0	76796	5776	32543	38319	38476	8554		
25	Nuapada	83276	15213	98489			0	0	98489	66973	0	66973	26927	24303	51230	15742	6824		
26	Puri	74269	3958	78227			486	0	77741	52864	0	52864	0	30807	30807	22057	9986		
27	Rayagada	126203	6051	132254			0	0	132254	88610	0	88610	5072	51780	56851	31759	13708		
28	Sambalpur	289591	105216	394806			0	5962	400768	272522	0	272522	162530	30341	192871	79651	4747		
29	Subarnapur	243517	171887	415404			70871	0	344532	234282	0	234282	117455	16234	133688	100594	7230		
30	Sundargarh	151470	0	151470			0	0	151470	102999	0	102999	9463	44833	54296	48704	14633	6018	
	Total	4245338	1007535	5252872			159707	159707	5252873	3563117	0	3563117	1178427	1137409	2315836	1247281	395409	6018	

*[Handwritten signature]*

*[Handwritten signature]*

50

## CMR for KMS :

## Prudent Receipt &amp; Delivery Plan of CMR for KMS 2016-17 (As on 01.07.2017)

Sl. No.	Name of the Revenue District	Stock position of the RRCs in the District as on 01.05.2017		Rice requirement per month		Rice requirement up to next KMS	Rice requirement next month	Total Stock to be available to OSCSC Ltd	Surplus / Deficit (For OSCSC Ltd.)	Effective Surplus/Deficit for OSCSC	Quantity of rice to be shifted				Net plus for FCI of OSCSC Ltd. After Buffer and Normalization	
		Capacity	Stock Position	State Scheme	Total						To move in	From	To move out	To		
16	Kandhamal	10700	5283		4338	43385	Feb '18	9165	-34220	-34220	9000	Kalahandi				
17	Kendrapara	13000	8040		4747	47466	Feb '18	31508	-15958	-15958	5000	Bhadrak				
18	Keonjhar	15100	8596		8952	89524	Feb '18	41501	-48023	-48023	10000	Subarnapur				
19	Khurda	26700	18911		6572	65722	Feb '18	74459	8737	8737	5000	Bhadrak				
20	Koraput	16500	14307		8120	81201	Feb '18	109286	28085	28085	19000	Sambalpur				
21	Malkangiri	17800	10309		4105	41048	Feb '18	30220	-10828	-10828	20000	Bargarh				
22	Mayurbhanj	27950	9683		13978	139777	Feb '18	69417	-70360	-70360	3700	Deogarh				
23	Nabarangpur	22200	18278		7447	74465	Feb '18	71993	-2472	-2472	47000	Bargarh				
24	Nayagarh	16989	17049		3844	38441	Feb '18	64079	25639	25639	23000	Sambalpur				
25	Nuapada	13900	9353		3267	29403	Jan'18	31920	2517	2517	9000	Cuttack				
26	Puri	17100	10113		5787	57872	Feb '18	42156	-15715	-15715	6600	Nayagarh				
27	Rayagada	25100	21795		6242	62420	Feb '18	67262	4842	4842	8000	Khordha				
28	Sambalpur	31100	20899		4475	40271	Jan'18	105298	65027	65027	5000	Gajapati				
29	Subarnapur	29700	5198		2761	24851	Jan'18	113021	88171	88171	19000	Keonjhar				
30	Sundargarh	10100	3818		8297	82967	Feb '18	73173	-9794	-9794	23000	Mayurbhanj				
								1997254	236216	236216	9000	Sambalpur				
								1761038			289800					
																262700

541

Sl. No.	Name of the Revenue District	Stock position of the RRCs in the District as on 01.05.2017		Rice delivered between 01.05.17 to 30.06.17	Rice requirement per month	Rice requirement next KMS	Month till which provision made	Resultant Rice for OSCSC in the season	Rice already delivered (FCI+RRC)	Balance rice to receive	Delivery required by FCI	Total Rice to be received by OSCSC after 01.05.17	Rice actually needed for own consumption in addition to present stock holding	Rice that can be received and stored till september	Rice that can be received and stored till Oct'17	if extension till December is sufficient	Surplus by
		Capacity	Stock Position														
1	2	3	4	4A	5	6=5*7/8	7	8	9	10=8-9	11	12=10-11+4A	13=6-4	14=3-4+(5*5)	15=3-4+(5*7m)	15	16=12-13
1	Angul	10060	2854	9872	4876	48759	Feb '18	41398	21184	20214		30087	45905	31585	41337		-15818
2	Balasore	19350	11959	18850	9288	92881	Feb '18	100806	57335	43470		62320	80923	53832	72408		-18602
3	Bargarh	63767	18657	7081	6554	58985	Jan'18	733178	522465	210713		217794	40328	77880	90988		177465
4	Bhadrak	24197	19717	18054	5484	54842	Feb '18	104275	50179	54097		72150	35124	31904	42869		37026
5	Bolangir	32400	16811	25084	7776	69984	Jan'18	194045	151203	42841		67926	53173	54469	70021		14752
6	Boudh	11200	9544	10560	2110	21097	Feb '18	42852	28815	14036		24596	11553	12205	16424		13043
7	Cuttack	16600	5610	21862	7678	76779	Feb '18	83949	52385	31565		53426	71169	49380	64735		-17743
8	Deogarh	5750	5030	6233	1494	14939	Feb '18	22180	14742	7438		13671	9909	8190	11177		3762
9	Dhenkanal	9900	7108	15363	4897	48972	Feb '18	71801	37038	34763		50126	41864	27278	37072		8263
10	Gajapati	10250	8396	5123	3126	31263	Feb '18	26624	21560	5064		10187	22866	17485	23737		-12679
11	Ganjam	44800	28846	29280	12666	126660	Feb '18	199407	124091	75316		104596	97814	79284	104616		6782
12	J. singhpur	11000	8834	4779	3536	35356	Feb '18	34330	20208	14122		18900	26522	19844	26915		-7622
13	Jajpur	16700	10677	13822	7119	71187	Feb '18	49531	26377	23154		36976	60509	41616	55853		-23533
14	Jharsuguda	15500	9197	8153	1838	16542	Jan'18	51607	34301	17306		25459	7345	15493	19169		18114
15	Kalahandi	54217	3673	6338	8220	73984	Jan'18	342798	241467	101332		107670	70311	91646	108087		37359
16	Kandhamal	10700	5283	1277	4338	43385	Feb '18	5047	2443	2604		3881	38101	27109	35786		-34220
17	Kendrapara	18000	8040	11245	4747	47466	Feb '18	42038	29816	12222		23467	39425	33692	43185		-15958
18	Keonjhar	15100	8596	13393	8952	89524	Feb '18	61599	42087	19512		32905	80928	51266	69171		-48023
19	Khurda	27700	18911	21831	6572	65722	Feb '18	84810	51093	33716		55547	46810	41649	54794		8737
20	Koraput	17400	14307	31095	8120	81201	Feb '18	142192	78308	63883		94979	66894	43693	59934		28085
21	Malkangiri	13600	10309	8762	4105	41048	Feb '18	46632	35484	11148		19911	30738	23815	32024		-10828
22	Mayurbhanj	30450	9683	25825	13978	139777	Feb '18	98418	64508	33910		59735	130095	90656	118611		-70360
23	Nabarangpur	32200	18278	15843	7447	74465	Feb '18	88555	50683	37872		53715	56187	51155	66048		-2472
24	Nayagarh	18789	17049	8554	3844	38441	Feb '18	76796	38319	38476		47030	21392	20960	28648		25639
25	Nuapada	13000	9353	6824	3267	29403	Jan'18	66973	51230	15742		22567	20050	19982	26516		2517
26	Puri	17100	10113	9986	5787	57872	Feb '18	52864	30807	22057		32043	47759	35923	47497		-15715
27	Rayagada	25600	21795	13708	6242	62420	Feb '18	88610	56851	31759		45467	40625	35015	47499		4842
28	Sambalpur	31100	20899	4747	4475	40271	Jan'18	272522	192871	79651		84398	19371	32573	41522		65027
29	Subarnapur	29700	5198	7230	2761	24851	Jan'18	234282	133688	100594		107824	19653	38308	43831		88171
30	Sundargarh	11850	3818	14633	8297	82967	Feb '18	102999	54296	48704		69355	79149	49515	66109		-9794
		657980	348546	395409	179593	1761038		3563117	2315836	1247281	0	1648708	1412492	1207398	1566584		286216

Name of District	Total Resultant Rice	Rice already delivered (Till)	Balance Rice receivable from	Rice that can be or to be actually	Rice to be taken by FCI	% of Achievement till 30.06.17	July				Aug			
							RRC	FCI	Total	cummulative %	RRC	FCI	Total	cummulative %
Angul	41398	21184	20214	20214		51	7000	0	7000	68	7000	0	7000	85
Balasore	100806	57335	43470	43470		57	15000	0	15000	72	15000	0	15000	87
Bargarh	733178	522465	210713	210713	96000	71	40000	32000	72000	81	40000	32000	72000	91
Bhadrak	104275	50179	54097	30000		48	10000	0	10000	58	15000	0	15000	72
Bolangir	194045	151203	42841	42841	14700	78	10000	5000	15000	86	10000	5000	15000	93
Boudh	42852	28815	14036	14036		67	5000	0	5000	79	5000	0	5000	91
Cuttack	83949	52385	31565	31565		62	11000	0	11000	76	10565	0	10565	88
Deogarh	22180	14742	7438	7438		66	2500	0	2500	78	2500	0	2500	89
Dhenkanal	71801	37038	34763	18000		52	6000	0	6000	60	9500	0	9500	73
Gajapati	26624	21560	5064	5064		81	2000	0	2000	88	2000	0	2000	96
Ganjam	199407	124091	75316	39316		62	20000		20000	72	20000		20000	82
Jagatsinghpur	34330	20208	14122	14122		59	5000		5000	73	5000		5000	88
Jajpur	49531	26377	23154	23154		53	8000		8000	69	8000		8000	86
Jharsuguda	51607	34301	17306	17306	17306	66	0	6000	6000	78	0	6000	6000	90
Kalahandi	342798	241467	101332	101332	28000	70	25000	10000	35000	81	25000	10000	35000	91
Kandhamal	5047	2443	2604	2604		48	2604		2604	100	0		0	100
Kendrapara	42038	29816	12222	12222		71	4222		4222	81	4000		4000	90
Keonjhar	61599	42087	19512	19512		68	7000		7000	80	7000		7000	91
Khurda	84810	51093	33716	25716		60	9716		9716	72	8000		8000	81
Koraput	142192	78308	63883	35683	18000	55	11000	5000	16000	66	11000	5000	16000	78
Malkangiri	46632	35484	11148	11148		76	4000		4000	85	4000		4000	93
Mayurbhanj	98418	64508	33910	33910		66	11910		11910	78	11000		11000	89
Nabarangpur	88555	50683	37872	37872		57	13872		13872	73	12000		12000	86
Nayagarh	76796	38319	38476	20476		50	10000		10000	63	10000		10000	76
Nuapada	66973	51230	15742	15742	2500	76	5242	1300	6542	86	4000	1200	5200	94
Puri	52864	30807	22057	22057		58	8057		8057	74	7000		7000	87
Rayagada	88610	56851	31759	31759		64	11759		11759	77	10000		10000	89
Sambalpur	272522	192871	79651	79651	23000	71	16651	8000	24651	80	20000	8000	28000	90
Subarnapur	234282	133688	100594	100594	62500	57	12000	22500	34500	72	12000	20000	32000	85
Sundargarh	102999	54296	48704	30000		53	12000		12000	64	12000		12000	76
Total	3563117	2315836	1247281	1097517	262006	65	306533	89800	396333	76	306565	87200	393765	87

147

*[Handwritten signature]*  
*[Handwritten signature]*



Sl No	Name of District	Sep				Oct			
		RRC	FCI	Total	cummulative %	RRC	FCI	Total	cummulative %
1	Angul	6214	0	6214	100			0	100
2	Balasore	13470	0	13470	100			0	100
3	Bargarh	34713	32000	66713	100			0	100
4	Bhadrak	15000	0	15000	86	14097	14097	0	100
5	Bolangir	8141	4700	12841	100			0	100
6	Boudh	4036	0	4036	100			0	100
7	Cuttack	10000		10000	100			0	100
8	Deogarh	2438	0	2438	100			0	100
9	Dhenkanal	9500	0	9500	86	9763	9763	0	100
10	Gajapati	1064		1064	100			0	100
11	Ganjam	20000		20000	92	15316	15316	0	100
12	Jagatsinghpur	4122		4122	100			0	100
13	Jajpur	7154		7154	100			0	100
14	Jharsuguda	0	5306	5306	100			0	100
15	Kalahandi	23332	8000	31332	100			0	100
16	Kandhamal	0		0	100			0	100
17	Kendrapara	4000		4000	100			0	100
18	Keonjhar	5512		5512	100			0	100
19	Khurda	8000		8000	91	8000	8000	0	100
20	Koraput	11000	5000	16000	89	12883	15883	0	100
21	Malakangiri	3148		3148	100			0	100
22	Mayurbhanj	11000		11000	100			0	100
23	Nabarangpur	12000		12000	100			0	100
24	Nayagarh	10000		10000	89	8476	8476	0	100
25	Nuapada	4000		4000	100			0	100
26	Puri	7000		7000	100			0	100
27	Rayagada	10000		10000	100			0	100
28	Sambalpur	20000	7000	27000	100			0	100
29	Subarnapur	14094	20000	34094	100			0	100
30	Sundargarh	12000		12000	88	12704	12704	0	100
	Total	290938	82006	372944	98	81239	3000	84239	100

21

D. S. S.