

Proceeding of 6th meeting held on 06.05.2017 at 3.30 P.M. in the OSCSC Ltd., Board Room for preparation of Prudent Plan for delivery of CMR and inter district movement of CMR of KMS 2016-17.

In pursuance of Order No.19505 dt.01.10.2016 of FS & CW Deptt., Govt. of Odisha the 1st, 2nd, 3rd, 4th & 5th meeting of the committee constituted for the purpose has assembled on dated 06.10.16, 30.11.16, 30.12.16, 04.02.17 & 20.03.17 respectively to examine various aspect of the plan. The 6th meeting of the committee was held on 06.05.2017 at 3.30 P.M. under the chairmanship of the M.D., OSCSC Ltd. The list of members present is enclosed herewith.

The agenda item for discussion in the meeting was circulated among the members present.

1. The statement showing district wise actual kharif procurement for KMS 2016-17 as on 01.05.2017, Rabi procurement target of KMS 2016-17, resultant rice of KMS 2016-17 receivable from millers, rice already delivered to FCI & RRCs, available stock in RRCs as on 01.05.17 as per SCMS report, requirement of each district under PDS & MDM till receipt of next KMS CMR, godown capacity, requirement for Other Welfare Schemes and surplus / deficit of each district was placed before the committee.
2. The district wise position of procurement, requirement of rice, godown capacity available was reviewed and following decision were taken.

i. Angul

- Deficit is 15742 M.T. There will be no further delivery to FCI.
- Millers of Dhenkanal district shall deliver 7700 M.T. CMR in Angul district. The delivery shall be started immediately
- Balance requirement of 8000 M.T. shall be transported from Subarnapur through Transport Contractor after completion of delivery by Dhenkanal district.

ii. Balasore

- Deficit is 19562 M.T. No delivery to FCI.
- As the CSO, Balasore has committed to procure around 40000 M.T Rabi paddy, net deficit shall be assessed after completion of Rabi procurement and movement shall be planned accordingly.






1130

iii. Bargarh

- Surplus is 238889 M.T.
- After keeping 5000 M.T. for Balasore, 12900 M.T. for Jajpur, 44000 M.T. for Mayurbhanj and 20000 M.T. for Keonjhar, balance stock of 155000 M.T. shall be delivered to FCI.

iv. Bhadrak

- Surplus is 38054 M.T. No delivery to FCI.
- 11000 M.T. to Jajpur, 5000 M.T. to Kendrapara and 5000 M.T. to Keonjhar to be moved. After assess the Rabi Procurement of Balasore district, if required, 14000 M.T. to be moved to Balasore.
- Movement to Kendrapara and Keonjhar be started immediately.

v. Bolangir

- Surplus is 24598 M.T.
- Entire surplus CMR shall be delivered to FCI.

vi. Boudh

- Surplus is 10975 M.T. But there will be no delivery to FCI.
- 10000 M.T. shall be delivered to Kandhamal district through millers of Boudh district / transport contractors or both.

vii. Cuttack

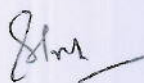
- Deficit is 17024 M.T. But there will be no delivery to FCI.
- 2000 M.T. to be delivered immediately by the millers of Dhenkanal district at the RRC bordering to Cuttack district.
- 15000 M.T. to be moved from Nayagarh district through Millers / Transport Contractors or both.

viii. Deogarh

- Surplus is 3870 M.T. But there will be no delivery to FCI.
- 3800 M.T. shall be moved to Keonjhar district through the millers of Deogarh district.

ix. Dhenkanal

- Surplus is 9804 M.T.
- 7700 M.T. shall be moved to Angul district and 2000 M.T. to Cuttack district through the millers of Dhenkanal district.







x. Gajapati

- Deficit is 12459 M.T. No delivery to FCI.
- 12400 M.T. shall be moved from Ganjam district through Millers / Transport Contractors or both.
- Movement shall start considering the vacancy in the godowns of Gajapati district.

xi. Ganjam

- Surplus is 23243 M.T.
- After keeping for Gajapati & Kandhamal, balance stock of 9000 M.T. shall be delivered to FCI.

xii. Jagatsinghpur

- Surplus of 5151 M.T. is assessed presuming the resultant rice of paddy delivered to the millers of Jajpur, Khordha & Nayagarh district to be received in Jagatsinghpur district.
- Actual surplus or deficit shall be determined after completion of delivery of CMR by the millers of other districts.
- It shall be finalized in the next meeting.

xiii. Jajpur

- Deficit is 23908 M.T. No delivery to FCI.
- 11000 M.T. to be moved from Bhadrak through Miller / Transport Contractor or both.
- After completion of receipt from Bhadrak district and completion of Rabi procurement, balance actual deficit may be moved from Bargarh.

xiv. Jharsuguda

- Surplus is 22019 M.T.
- Entire surplus CMR shall be delivered to FCI.

xv. Kalahandi

- Surplus is 30423 M.T.
- After keeping 9000 M.T. for Kandhamal balance stock of 21000 M.T. shall be delivered to FCI.

[Signature]

[Signature]

[Signature]

[Signature]

xvi. Kandhamal

- Deficit is 33754 M.T. No delivery to FCI.
- Ganjam district millers shall deliver 2000 M.T., millers of Boudh district / transport contractor shall deliver 10000 M.T. from Boudh.
- 9000 M.T. shall be moved from Kalahandi district and 12000 M.T. from Nayagarh district through Transport Contractors.
- First delivery shall start from Ganjam & Boudh. After that movement shall be made from Kalahandi & Nayagarh.

xvii. Kendrapara

- Deficit is 14853 M.T. No delivery to FCI.
- Movement of 5000 M.T. shall be started immediately from Bhadrak through millers.
- Balance deficit of 9800 M.T. shall be moved from Sambalpur after completion of movement from Bhadrak.

xviii. Keonjhar

- Deficit is 47023 M.T. No delivery to FCI.
- 3800 M.T. shall be delivered by the millers of Deogarh district. 5000 M.T. shall be moved from Bhadrak immediately through Transport Contractor to the RRC at Barbil via Bonth & Anandapur.
- 18000 M.T. from Sambalpur and 20000 M.T. from Bargarh shall be moved through Transport Contractors.
- First movement shall be made from Bhadrak & Deogarh.

xix. Khordha


- District is self sufficient. There will be no surplus / deficit.
- Hence no delivery to FCI or to other districts.

xx. Koraput

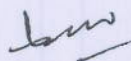
- Surplus is 21481 M.T. No delivery to FCI at present.
- After completion of Rabi procurement and movement of paddy to other district net surplus will be assessed and movement plan shall be made accordingly.

xxi. Malkangiri

- Deficit is 10587 M.T. No delivery to FCI.
- 10587 M.T. shall be moved from Kalahandi district after Dec'17 considering the actual requirement.







xxii. Mayurbhanj

- Deficit is 69267 M.T. No delivery to FCI.
- 44000 M.T. shall be moved from Bargarh and 25000 M.T. from Sambalpur through the Transport Contractors.
- First movement shall be started from June'17 from Sambalpur district.

xxiii. Nawarangpur

- Deficit is 3122 M.T.
- Hence no delivery to FCI or to other districts.
- No movement is planned from other district at present. If required the deficit CMR would be moved from Kalahandi.
- Additional godown of 5000 M.T shall be hired if required.

xxiv. Nayagarh

- Surplus is 27964 M.T. No further delivery to FCI.
- 15000 M.T. shall be moved to Cuttack & 12000 M.T. to Kandhamal.

xxv. Nuapada

- Surplus is 2404 M.T.
- No further delivery to FCI. No outward movement is proposed at present.

xxvi. Puri

- Deficit is 9445 M.T. No delivery to FCI.
- The resultant rice of 9400 M.T. against paddy procured from Jagatsinghpur district through the millers of Puri district shall be delivered in Puri district.
- Additional godown capacity of 5000 M.T. to be acquired if millers delivery is required to be completed by Sept'17.

xxvii. Rayagada

- Surplus is 13152 M.T.
- Entire surplus CMR shall be delivered to FCI.

xxviii. Sambalpur

- Surplus is 85851 M.T.
- After keeping 9800 M.T. for Kendrapara, 18000 M.T. for Keonjhar, 25000 M.T. for Mayurbhanj and 9400 M.T. for Sundargarh, balance stock of 23000 M.T. shall be delivered to FCI.

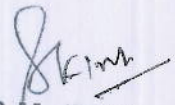
xxix. Subarnapur


- Surplus is 92786 M.T.
- After keeping 8000 M.T. for Angul district, balance stock of 84000 M.T. shall be delivered to FCI.

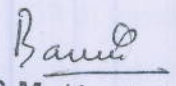
xxx. Sundargarh

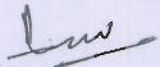
- Deficit is 9383 M.T. No delivery to FCI.
- 9400 M.T. shall be moved from Sambalpur district after Dec'17 considering the actual requirement.

The above plan has been made keeping in view the 2016-17 Kharif actual procurement and target fixed for Rabi procurement in 2016-17 KMS till 01.05.17. The above plan is dynamic and shall undergo modification depending upon actual Rabi procurement, shifting of paddy from procuring district to other districts and considering the operational and financial feasibility.


G.M. (PDS),
OSCSC Ltd.


AGM (Mov.),
FCI


G.M. (Accts.),
OSCSC Ltd.


G.M. (Proc.),
OSCSC Ltd.


Managing Director,
OSCSC Ltd.

Prudent Receipt & Delivery Plan of CMR for KMS 2016-17 (As on 03.05.2017)

Sl. No.	Name of the Revenue District	Godown capacity	Available CMR as on 01.05.2017	Rice requirement per month as per May'17 allotment			Rice requirement upto next KMS	Rice requirement month	Total Stock to be available to OSCSC Ltd	Effective Surplus / Deficit (For OSCSC Ltd.)	Quantity of rice to be shifted			Net Surplus for FCI of OSCSC Ltd After Buffer and Normal provision	
				NFSA	Other Schemes	MDM/W BNP					Total	To move in	From		To move out
1	2	21	21A	22	23	24	25	26	27 = (18+20+21A)	28-27-26	29	30	31	32	33
1	Angul	6060	2854	4357	128	383	4069	48682	32940	-15742	7700	Dhenkanal	Miller T.C.		
2	Balasore	14350	11959	8167	188	685	9044	90439	70876	-19562	14000	Subarnapur	Miller / T.C.		
3	Bargarh	69510	18657	5917	156	433	6506	58555	297443	238889	5000	Bhadrak	Miller / T.C.		
4	Bhadrak	22197	19717	4841	48	567	555	54555	92608	38054		Bargarh	Miller / T.C.		
5	Bolangir	37400	16811	7019	156	558	7132	69591	94188	24568					
6	Boudh	11200	9544	1883	46	160	2089	20891	31865	10875					
7	Cuttack	10600	5610	6903	123	540	7367	75686	58641	-17024	15000	Nayagarh	Miller / T.C.		
8	Deogarh	5750	5030	1321	45	117	1483	14831	18700	3670		Dhenkanal	Miller		
9	Dhenkanal	9400	7108	4364	137	230	4730	47304	57108	9804					
10	Galpati	10850	8396	2501	356	247	3104	31045	18585	-12459	12400	Ganjam	Miller / T.C.		
11	Ganjam	43800	26846	11326	189	1106	12622	126216	149458	23243					
12	J. singhpur	11000	6834	3186	37	276	3499	34988	40139	5151					
13	Jaipur	15000	10677	6332	127	601	7059	70595	46686	-23908		Bhadrak	Miller / T.C.		
14	Jharsuguda	17606	9197	1593	81	136	1810	16290	38309	22019		Bargarh	Miller / T.C.		
15	Kalahandi	59217	3673	7225	288	657	8172	73648	103971	30423					
16	Kandhamal	10700	5283	3351	575	363	4268	42878	9124	-33754		Kalahandi	T.C.		
17	Kendrapara	13000	6040	4201	51	464	4716	47160	32307	-14853		Ganjam	Miller		
18	Keonjhar	15100	8596	7515	668	736	8921	89209	42185	-47023		Nayagarh	T.C.		
19	Khurda	26700	18911	5846	212	446	6504	65043	64489	-554		Boudh	Miller / T.C.		
20	Koraput	20200	14307	6666	848	558	8073	80729	102210	21481					
21	Malangiri	17800	10309	3188	589	301	4078	40780	30193	-10587					
22	Mayurbhanj	28250	9683	11442	1345	1143	13931	139311	70044	-69267					
23	Nabarangpur	22200	18278	6174	644	574	7392	73916	70793	-3122					
24	Nayagarh	16989	17049	3442	91	222	3755	37551	65516	27964					
25	Nuapada	16900	9353	2700	258	271	3229	29062	31456	2404					
26	Puri	17600	10113	5229	61	415	5704	57044	47599	-9445					
27	Rayagada	20800	21795	4941	889	371	6201	62008	75160	13152					
28	Sambalpur	31100	20899	3805	349	311	4466	40193	126044	85851					
29	Subarnapur	29700	5198	2516	51	183	2750	24753	117539	92786					
30	Sundargarh	9350	3818	6843	772	641	8256	82556	73174	-9383					
	Total	640329	348546	154796	9507	13702	178005	1745386	2109363	363977	280400				0

Prudent Receipt & Delivery Plan of CMR for KMS 2016-17 (As on 03.05.2017)

Sl. No.	Name of the Revenue District	Quantity of Paddy to be Purchased				Paddy shifted to Other District	Paddy received from Other District	Net Paddy in the District under OMSC Ltd for DCP	Resultant Rice			Rice already delivered as on 03.05.17 (OSMC Ltd)			Balance Rice to be delivered (OSMC Ltd)	Rice already delivered by Other Agencies to FCI	Rice yet to be delivered by Other Agencies (TDCC)
		Kharif 2016-17 actual	Rabi 2016-17 target	Total Paddy	Other State Agencies				OSMC Ltd.	Other State Agencies	Total	To FCI	To RMC	Total			
1	Angul	58140	58140	58140	0	0	0	0	0	0	0	0	0	0	0	0	0
2	Balasore	142445	3235	145680	0	2440	2740	60880	41398	41398	441	10870	11312	30086	0	0	0
3	Bargarh	541526	397059	938585	0	59567	998152	143240	97403	97403	1257	37228	38485	58918	0	0	0
4	Bhadrak	163837	163837	163837	0	9402	154435	998152	678744	105016	678744	373446	26511	398957	278787	0	0
5	Bolangir	219026	5000	224026	0	64553	288579	154435	196234	196234	82547	36310	32125	72891	0	0	0
6	Boudh	99075	1616	100693	0	41101	59592	288579	40523	40523	270	17932	18202	22321	0	0	0
7	Cuttack	121992	882	122874	0	1556	122874	32617	83554	83554	0	30523	30523	53031	0	0	0
8	Deogarh	34173	34173	34173	0	1184	105404	32617	22180	22180	566	7943	8509	13670	0	0	0
9	Dhenkanal	106588	106588	106588	0	1109	39740	105404	71675	71675	0	21675	21675	50000	0	0	0
10	Gajapati	39740	39740	39740	0	1109	296312	39740	26626	26626	189	16248	16437	10189	0	0	0
11	Ganjam	295203	80041	375244	0	68727	198529	296312	198529	198529	48313	77917	77917	120612	0	0	0
12	J. singhpur	70682	735	71417	0	71417	48564	68727	46734	46734	0	15429	15429	31305	0	0	0
13	Jharsuguda	75710	1471	77181	0	77181	419163	71417	48564	48564	0	12355	12555	36009	0	0	0
14	Kalahandi	338281	80882	419163	0	7364	52483	419163	285031	285031	142407	42326	184733	100298	0	0	0
15	Kandhamal	8252	221	8473	0	5007	5007	7364	5007	5007	108	1058	1166	3841	0	0	0
16	Kendrapara	61820	1176	62996	0	42837	42837	62996	42837	42837	0	18571	18571	24266	0	0	0
17	Keonjhar	91593	91593	91593	0	62283	62283	91593	62283	62283	2103	26591	28694	33589	0	0	0
18	Khurda	102392	2647	105039	0	74840	74840	102392	74840	74840	0	29262	29262	45577	0	0	0
19	Koraput	167784	31343	199127	0	5019	110058	167784	133415	133415	9962	35360	45512	87903	0	0	0
20	Malkangiri	69561	69561	69561	0	46606	46606	69561	46606	46606	883	25836	26722	19884	0	0	0
21	Mayurbhanj	144625	1029	145654	0	99045	99045	144625	99045	99045	889	37795	38683	60361	0	0	0
22	Nabarangpur	129635	746	130381	0	87355	87355	129635	87355	87355	0	34840	34840	52516	0	0	0
23	Nayagarh	112745	112745	112745	0	76667	76667	112745	76667	76667	4211	23969	28200	48467	0	0	0
24	Nuapada	83283	11765	95048	0	64633	64633	83283	64633	64633	25041	17478	42520	22113	0	0	0
25	Puri	73980	11765	85745	0	58307	58307	73980	58307	58307	0	20821	20821	37486	0	0	0
26	Rayagada	126025	10448	136473	0	91437	91437	126025	91437	91437	0	38072	38072	53365	0	0	0
27	Sambalpur	289616	111765	401381	0	276993	276993	289616	276993	276993	146255	25594	171849	105144	0	0	0
28	Subarnapur	243518	147059	390577	0	217418	217418	243518	217418	217418	96073	9003	105076	112342	0	0	0
29	Sundargarh	151471	151471	151471	0	343453	343453	151471	343453	343453	30199	39663	63026	0	0	0	0
30	Total	4242759	820846	5063605	0	138951	138951	4242759	138951	138951	5063605	343453	0	0	0	0	0

Annexure-1
125