

21

BY FAX/POST

GOVERNMENT OF ODISHA
FOOD SUPPLIES & CONSUMER WELFARE DEPARTMENT

No. 21229 /Bhubaneswar; dated the 1/11/2016.
09611700112016

From

Shri P.K. Mohapatra, IAS
Principal Secretary to Government

To

All Collectors

Sub: Improvement in functionalities in P-PAS – introduction of Transit Pass cum AC Note , Miller Mobile Application and Miller Portal.

Madam/Sir,

In inviting a reference to the subject cited above, I am to say that proposals for improvement in functionalities of P-PAS software were under consideration of the Department for some time past.

After careful consideration the following improvements/ new incorporations are approved for implementation from the Kharif season of KMS 2016-17. OMEGA, shall

TC-cum-AC Note

As per practice, during delivery of paddy to custom millers at mandi points, a Gate Pass-cum-Transit Pass was generated for each vehicle and a miller wise Paddy Acceptance Note was generated at each day end. The concept of Paddy Acceptance Note as proof of delivery of paddy to miller will now be merged with Gate Pass-cum-Transit Pass and a new document to be called Transit Pass cum Acceptance Note (TC cum AC Note) will be in place. This document will certify as regards transit of the paddy from the society point as well as its acceptance by the custom miller. A copy of the same is placed at **Annexure-1** for your perusal. As a result, PACS/LAMPCS (society, in short) will receive acceptance note for the delivered paddy immediately and the payment of farmers' dues can be processed without

any delay. TP cum AC Note will be generated in quadruplicate for reference and record of the custom miller, authorized officer for the rice mill, district manager and the society concerned.

Miller Mobile Application

Secondly, a Mobile Application has been developed for all millers participating in procurement operations. Using this Mobile Application, the custom miller will scan the TP-cum-AC Note and acknowledge that the paddy delivered by the society is received at his miller point. The Transit Pass details along with date and time of acknowledgement will have to be uploaded by the miller to the P-PAS software immediately.

Having made use of this application, custom millers need not send SMS on paddy received from societies to foododisha portal.

Mobile Dashboard Monitoring System

Thirdly, another mobile application P-PAS Mobile Dashboard Monitoring System has also been developed for use of authorities at different administrative levels (State/ District/ Block). This handy application will be helpful for District Collectors and other authorities for daily monitoring of paddy procurement and delay analysis on regular basis. Delay in arrival of paddy at Mill Point after dispatch from mandi or Paddy Procurement Center (PPC) can be monitored through "Monitoring Indicator" section and "Gap between Transit Pass Issue and Acknowledgement by Miller" option of this application.

Miller Portal

The newly introduced Miller Portal will show season summary and society wise delivery summary. After uploading of transactions by miller from mobile application, the uploaded transactions details will be visible in the Miller Portal.


Both the mobile applications and user manuals thereof can be downloaded from **www.ppasodisha.org.in** or **www.foododisha.in**.

Unique user id and password will be provided to each individual Miller through which they can login to Miller Portal and monitor the ongoing procurement operations on real time basis. A step by step procedure on how to acknowledge TP-cum-AC Note using Miller Mobile Application and access other functionalities of Millers Portal is enclosed at **Annexure-2** for your ready reference.

Necessary training on Miller Mobile Application and Miller Portal is to be provided to all millers of districts by the CSO with the help of Service Providing Agencies (engaged by OSCSC) for implementation of P-PAS. A training completion certificate is to be collected from individual custom Millers after their training programme on Miller Mobile Applications and Miller Portal. A sample copy of the training completion certificate is enclosed in **Annexure-3**. The training may be completed before the start of actual procurement operations for Kharif paddy.


You are requested to ensure that new functionalities are made use of by millers/supervisory officers so that the usefulness of P-PAS is enhanced in terms of better monitoring of procurement operations.

Yours faithfully


Principal Secretary to Government


Memo No. 21230 Dated 1/11/2016

Copy forwarded to PS to Minister, Food Supplies & Consumer Welfare for kind information of Hon'ble Minister, F.S & C.W.


1.11.16
Deputy Secretary to Govt.

Memo No. 21231 Dated 1/11/2016

Copy forwarded to the Principal Secretary to Govt., Co-operation Department for information and necessary action.


1.11.16
Deputy Secretary to Govt.

FAX/POST.

Memo No. 21932 Dated 1/11/2016

Copy along with copy of enclosures forward to General Manager, FCI, Bhubaneswar/ Managing Director, OSCSC Ltd., Bhubaneswar/ Registrar, Co-operative Societies, Odisha, Bhubaneswar/ M.D., TDCC, Bhubaneswar/ M.D., MARKFED, Bhubaneswar/ B.M., NAFED, Bhubaneswar/ SM, NACOF, Bhubaneswar for information and necessary action.

1. 11. 16
Deputy Secretary to Govt.

FAX/POST.

Memo No. 21933 Dated 1/11/2016

Copy forwarded to MD, OSCB, Bhubaneswar for information and necessary action.

1. 11. 16
Deputy Secretary to Govt.

FAX

Memo No. 21934 Dated 1/11/2016

Copy forwarded to all CSOs for information and necessary action.

1. 11. 16
Deputy Secretary to Govt.

Memo No. 21935 Dated 1/11/2016

Copy along with copy of enclosures forwarded to Team Leader, OMEGA/ CSM Technologies, Bhubaneswar for information and necessary action.

1. 11. 16
Deputy Secretary to Govt.

Memo No. 21936 Dated 1/11/2016

Copy along with copy of enclosures forwarded to Secretary, AORMA, Bhubaneswar for information.

1. 11. 16
Deputy Secretary to Govt.


Transit Pass-cum-AC Note

ODISHA STATE CIVIL SUPPLIES CORPORATION LIMITED		
TRANSIT PASS CUM ACCEPTANCE NOTE		
		Miller Copy
No. : 717	Date : 30/06/2016 4:15 AM	KMS : 2015-16 (Rabi)
NAME OF THE DISTRICT : BARGARH		
NAME OF THE PPC/PACS/WSHG/PP : SIALKHANDAHATA SCS LTD (MAHULPALI (Bheden))		
NAME OF THE CUSTOM MILLER & ADDRESS : KALESWAR RICE MILL (M030605)		
Grade & Variety	No. of Bags	Quantity in Quintal
COMMON - FAQ	34	25.50
COMMON - URS		
GRADE A - FAQ		
GRADE A - URS		
Total	34	25.50
VEHICLE NO : OD 17 F 2841		NAME OF THE DRIVER : SANTOS
Certified that:-		
1. Gunny bags for packing of paddy supplied by		: MILLER
2. Transportation of paddy done by		: MILLER
3. Mandi Labour charges excluding loading of paddy provided by		: MILLER
4. Labour Charges for loading of paddy provided by		: MILLER
5. Mandi Labour charges at Direct Purchase Center of OSCSC Ltd. provided by		: MILLER
Signature of the Driver	Signature of the Custom Miller or Authorised Representative of the Custom Miller	Signature of the Purchase Officer/ Authorised Officer/Authorised Person of PPC/WSHG/PACS/PP
N.B.: To be generated in quadruplicate for custom miller, authorized officer, district manager and office copy of PACS/LAMPCS.		

User Manual

1. Login to Miller Application

After downloading the miller mobile application from www.ppasodisha.org.in or www.foododisha.in user need to install the same in his/her android mobile phone. After clicking the Miller Application icon, user will see the P-PAS login screen as shown below. Enter User ID & Password in given box and then click on Login button. It will validate the user id and password and take you to the home page if the entered user id and password is found correct.




SS- 1- Login Screen of Miller Application

It is to be noted that the password is 'case sensitive'.

2. Scanning and Saving of New Transit Pass-cum-AC Note

Touch the "SCAN TP" link present at the left bottom corner of the home page as shown in the following screen shot SS-2.



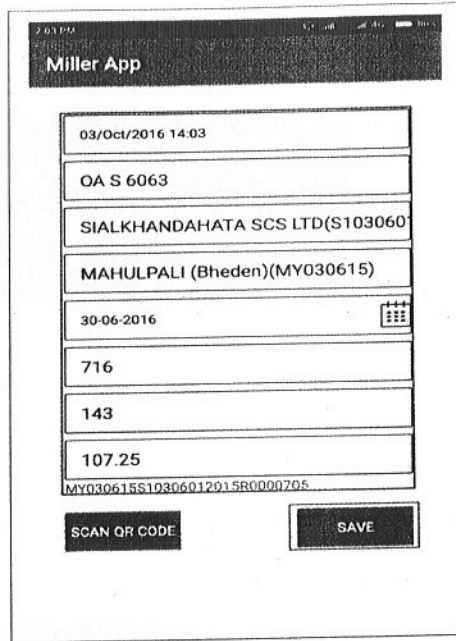
SS-2: Home screen of the Miller Application

On selecting "SCAN TP" link, the camera function will appear (please allow the application for the use of Camera on your device) as shown below in fig SS-3. Move the phone camera over the QR code and place the QR code in between red highlighted box.




SS-3: SCAN THROUGH CAMERA


After scanning the QR code the Transaction fields such as "Vehicle number, PACS name, Market Yard Name, TP Date, TP Number, No of Bags & Quantity in Quintal" will be populated automatically in the screen as per the hard copy of Transit Pass-cum-Acceptance Note brought by the Vehicle from Mandi/ PPC (shown below in SS-4: Auto Populated Transit Pass Details on Mobile App). Touch the "SAVE" button for saving the Transaction.



SS- 4: Auto Populated Transit Pass Details on Mobile App

3. Uploading of Saved Transit Pass-cum-AC Note

After saving a scanned Transit Pass-cum-AC Note, the same will be visible in Transit Pass-cum-AC Note list as shown in the below fig SS-5. The green marked transactions are already uploaded to web server and the red marked transactions are not yet uploaded to the central server. The pending transaction will be uploaded to central server automatically when you are connected to internet. To syncing automatically, See the SYNC ON option at the bottom middle of screen below, if it is "OFF" the press that option to enable it to "ON". You can also Sync these data by pressing the curved arrow  available at Top Right corner of the screen. If you are not connected to internet it is advisable to turn off the Auto SYNC option.



SS-5 Transaction Details of SCANED QR CODE

In case the QR code printed on Transit PASS-cum-Acceptance Note is unreadable and the Code scanner wasn't able to read those codes then you can Press "Enter Manually" button as shown in fig SS-6. This will take to the form for filling the data manually as shown in fig: SS-7.

Training Completion Certificate

TRAINING COMPLETION CERTIFICATE

(On Miller Mobile Application & Miller Portal)

District: _____

Date: _____

I _____ of _____ Rice Mill,
_____ District have taken training on Miller Mobile
Application & Miller Portal from Sri, _____,
_____.

I hereby undertake the following:

1. Necessary training on Miller Application & Miller Portal has been provided me.
2. I fully understand the functionality and usefulness of the Miller application & Miller Portal.
3. I will use the Mobile Application & Miller Portal, judiciously through my Authorised personnel.

(Signature of the trainer)

(Signature of the Custom Miller)



SS-6: Manual Option for Manual Entry of Transit Pass

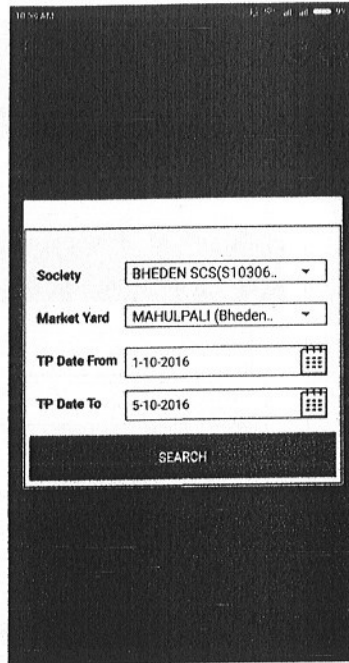
A screenshot of the Miller App's manual entry form. The form is titled 'Miller App' and shows a date and time of '04/Oct/2016 18:54'. Below this are several input fields: 'Vechile Number' (with a cursor), a dropdown menu currently showing 'ADGAON SCS(S1030303)', another dropdown menu showing 'ADGAON(MY030320)', a date field labeled 'Tp Date' with a calendar icon, a field for 'TP No', a field for 'No of Bags', and a field for 'Quantity in Qtl'. At the bottom of the form are two buttons: 'SCAN QR CODE' and 'SAVE'.

SS-7: Form for entering transactions manually

After entering all details, click on the Save button. This will add the transaction to the Transit Pass-cum-AC Note list. If the entered data is correct, user can sync the data to the server.

4. Searching Transit Pass-cum-AC Note

User can also search from the list of all Transit Pass-cum-AC Note by clicking the search button present at bottom right corner of home page. User can search Society and Market Yard wise Transit Pass-cum-AC Note from the list. Transaction Date Range wise search is also possible as shown in fig SS-8.



SS-8: Search Transit Pass Dialogue

5. Miller Portal

To avail the Millers Portal user need to login to www.ppasodisha.org.in using the user id & password provided by FS & CW Department. After successful login user will be redirected to Millers Home Page where Season Summary and PACS wise paddy delivery summary will be visible as shown in fig SS-9: Millers Home Page.

P-PAS Paddy Procurement Automation System		Food Supplies & Consumer Welfare Department Government of Odisha				
KALESWAR RICE MILL, Rabi 2015-16		Home	Log Out	Change Password	Help	
Season Summary		Paddy Received from Society				
	Quantity in Qd	Society	Target	Issued	Received	
Total Target :	41000.0					
TP cum AC Note Issued :	38559.22					
Quantity Received :	100.5					
No of Societies (Paddy Received From):	1					
No of Transit Pass Received:	2					
		1	RUSUDA SCS LTD(S1030603)	20000.0	18671.5	0.0
		2	SANKRIDA(S1030602)	3500.0	3386.72	0.0
		3	BHEDEN SCS(S1030605)	1500.0	1010.25	0.0
		4	SIALKHANDAHATA SCS LTD(S1030601)	16000.0	15286.75	100.5

SS-9: Millers Home Page

After uploading of transaction by miller from the mobile application the uploaded transactions details will be visible in Quantity received and No of Transit Pass received column of Season Summary in millers' portal page.

As shown in the figure above Society wise Target (As per SAS-MAS), Quantity of Paddy for which Transit Pass-cum-AC Note Issued and Quantity of Paddy for which miller have acknowledged using miller application is shown in Paddy Received from Society section.